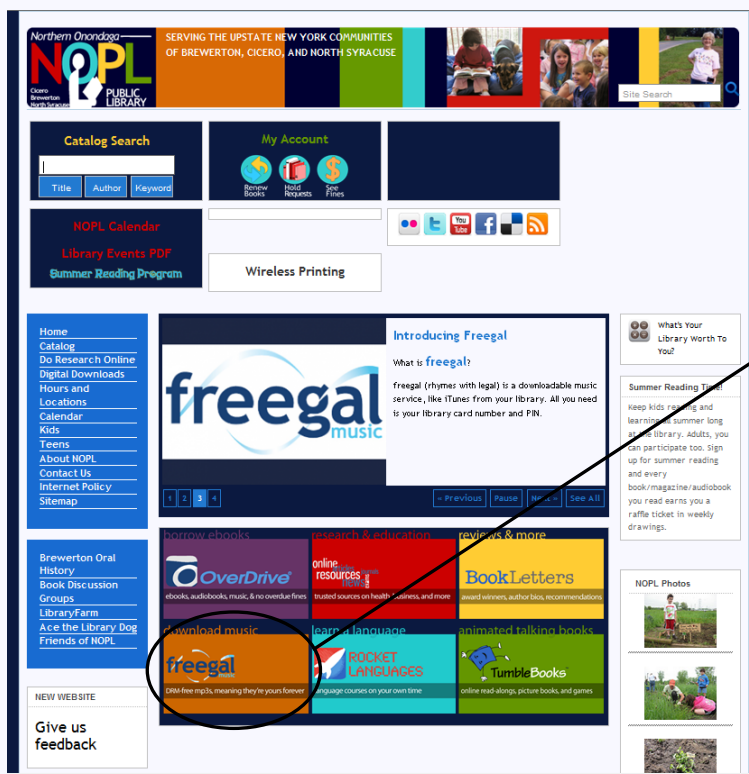


Introducing: freegal music

What is freegal?


Freegal (rhymes with legal) is a downloadable music service, like iTunes, from your library. All you need is your library card number and PIN. With access to the Sony Music Entertainment catalog, it offers hundreds of thousands of songs, over 100 genres of music, and more than 50 record labels, all without having to download special software or have any digital rights management (DRM) issues to deal with. Access to Freegal is limited to NOPL patrons, and you must enter the FreegalMusic.com website via the NOPL Library's URL (<http://www.nopl.org>).



Click on this link on the NOPL.org website Home page to access Freegal

What's my library card number?

It's the fourteen-digit number under the barcode on your library card.



What's my PIN?

A PIN (Personal Identification Number) is a 4 digit number that's set on your library account which allows you to gain access to your account online. If you have never set a PIN, or have forgotten yours, stop in at any NOPL library and let our staff assist you. Once you have set your PIN, you can log in to your account online and change it if you desire.

How much music is on this site?

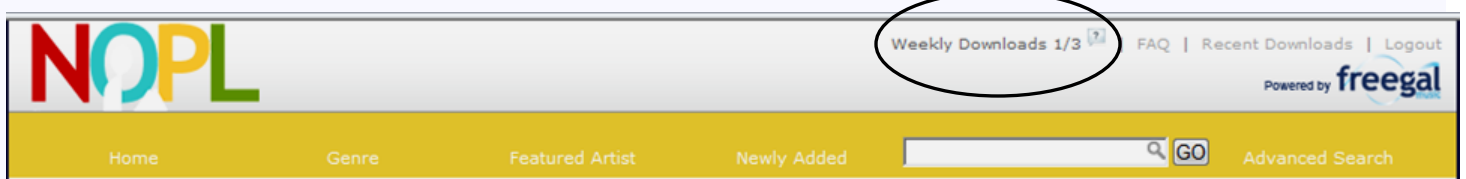
New music is added daily but it's safe to say that there are thousands of artists, tens of thousands of albums, and hundreds of thousands of songs. The Freegal site has over 100 genres of music and is rich in many of them. The content is based upon a license with Sony Music Entertainment, owner of 54 different music labels. You can read more about Sony and its artists at www.sonymusic.com.

How many songs can I download?

You may download up to three songs per week. On Sunday at 12:00 a.m. your counter will be set back to zero. After that time you can download three more songs over the following week. You may add to your "wish list" anytime.

How will I know how many downloads I've used?

In the upper right corner of the Freegal site is your download allotment, and the ticker helps you track it. For instance if it says 1/3, you have 3 downloads for the week and you have used up 1.



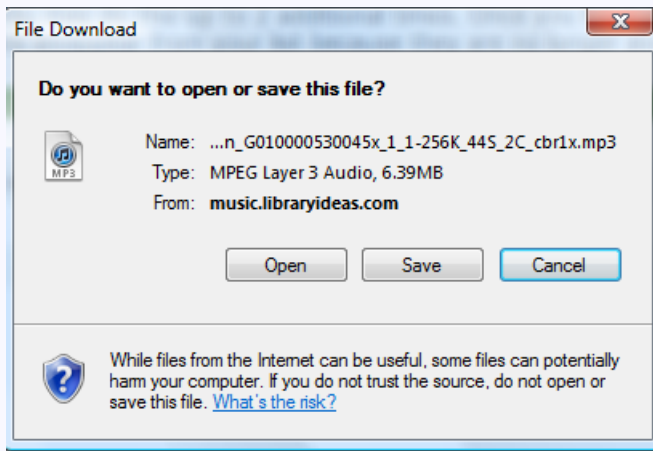
How do I download a song?

It's easy! When you've selected an artist and song you want, click on the 'Download Now' link next to your chosen song title.

The screenshot shows a song page for 'Goodbye Lullaby' by Avril Lavigne. On the left is the album cover. To the right of the cover is the song title 'Goodbye Lullaby' in a green bar. Below the title, it says 'Genre: Pop', 'Label: RCA Records Label', and '(P) 2011 RCA Records, a unit of Sony Music Entertainment'. Below this is a table with columns for 'Tracks', 'Artist', 'Time', and 'Download'. Each row in the table has a blue arrow icon to the left of the track name. A callout box with an arrow points to one of the blue arrows, containing the text: 'Click on the blue arrow to listen to a song clip. This allows you to preview it before downloading.' Another callout box with an arrow points to the 'Download Now' link in the 'Download' column, containing the text: 'Click here to download a song.'

Tracks	Artist	Time	Download
▶ Alice	Avril Lavigne...	5:00	Download Now
▶ Goodbye	Avril Lavigne...	5:30	Download Now
▶ Remember When	Avril Lavigne...	3:29	Download Now
▶ Darlin	Avril Lavigne...	3:50	Download Now
▶ 4 Real	Avril Lavigne...	3:28	Download Now
▶ Not Enough	Avril Lavigne...	4:18	Download Now
▶ Everybody Hurts	Avril Lavigne...	3:41	Download Now
▶ I Love You	Avril Lavigne...	4:01	Download Now
▶ Stop Standing There	Avril Lavigne...	3:27	Download Now
▶ Smile	Avril Lavigne...	3:29	Download Now
▶ Wish You Were Here	Avril Lavigne...	3:45	Download Now
▶ Push	Avril Lavigne...	3:01	Download Now
▶ What The Hell	Avril Lavigne...	3:39	Download Now
▶ Black Star	Avril Lavigne...	1:34	Download Now

At the prompt, select 'Save' and choose where you want to save the song. (e.g. C:\Users\yourname\Music\iTunes)



If you're not presented with a prompt, try right-clicking the link and choosing the option to save the link (i.e. Save Target As, Save Link As, or Download Linked File, etc.). This will let you choose where to save your song. The files are downloaded in an MP3 format, and can then be played, transferred or burned to a CD.

Note: Anytime you click on the "Download Now" link, even if you decide to cancel it, the download will count towards your weekly allotment.

Can I download a whole album?

Songs are available on an individual basis only. You can choose, over time, to download all the songs on an album. However, previewing a song will help you decide if you have favorites and don't want them all.

What is the song clip?

The song clip is to the left of the song title. The song clip allows you to preview a song, so you can decide whether or not you want to use your allotment of downloads on a new song. To listen to the song clip, click on the arrow to the left of the track.

What are the different ways to search for a song or artist?

The Freegal site is set up to browse or to search. You can use the bar across the top to browse by genre or by suggestions. You can use the grid at the bottom right to browse by artist in alphabetical order. You can search by artist, song, album or keyword. Expanded search options are under advanced search.

Some tips:

- Start by browsing, or choose "See All" under Genre to see how the music is organized.
- The site's catalog wasn't arranged by librarians! Artists are listed alphabetically by first name, and groups with names that begin with "the" (The Flatliners, for example) are found under "T".)
- Don't give up immediately if you don't find what you're looking for. Artists/performers may not be listed where you expect them to be. Use the advanced search if you get few or no results.

Click here to browse by genre.

Search by artist, song, album or keyword; or use "Advanced Search" for expanded search options.

The screenshot shows the NOPL website interface. At the top left is the NOPL logo. To the right, there are links for "Weekly Downloads 0/3", "FAQ", "Recent Downloads", and "Logout". Below these is a navigation bar with "Home", "Genre", "Featured Artist", and "Newly Added". A search bar with a "GO" button and "Advanced Search" link is also present. A banner for P!NK is displayed. Below the banner is a section for "Upcoming Releases" listing artists like Pierre Monteux, Roberta Peters, etc. On the left, there are two columns of "MyLib Top 10" and "National Top 10" lists. On the right, there are two featured artist images: ELVIS PRESLEY and THE FRAY. Below these is an "Artist Search" section with an alphabetical index (A-Z) and a list of artists starting with 'A'.

Click on a letter to browse by artist (listed alphabetically by first name).